

BASF SE FUTURE (BASG) - EUX/202407

2024/06/25 19:05:14

Price
46.533 EUR

Difference  0.53% (0.25)

General attributes

Symbol	BASGN24
Exchange	Eurex
Currency	EUR
Security type	Future
Underlying	BASF SE
Maturity	07-2024
Contract size	100

Market data

Bid (Bid size)	- EUR (-)
Ask (Ask size)	- EUR (-)
Open	46.533 EUR
High	46.533 EUR
Low	46.533 EUR
Close (prev. day)	46.2875 EUR
Underlying	BASF SE
Underlying price (date)	45.205 (24/06/26)
Settlement price (date)	46.53 (24/06/25)
Open Interest	1,000

Performance and Risk

	6m	1y	3y
Perf (%)	-0.90%	+11.72%	-
Perf (abs.)	-0.42	+4.88	-
Beta	-	-	-
Volatility	21.37	23.26	-

Futures and Options

Related Futures	-
Related Options	-

5y












Information about previous performance does not guarantee future performance.
Source: FactSet

Price data

Ø price 5 days Ø volume 5 days (pcs.)	45.778 EUR (0)
Ø price 30 days Ø volume 30 days (pcs.)	47.407 EUR (0)
Ø price 100 days Ø volume 100 days (pcs.)	47.601 EUR (10)
Ø price 250 days Ø volume 250 days (pcs.)	45.306 EUR (4)
YTD High date	52.842 EUR (2024/04/04)
YTD Low date	40.925 EUR (2024/01/22)
52 Weeks High date	52.842 EUR (2024/04/04)
52 Weeks Low date	39.518 EUR (2023/10/25)

Recent Research

on underlying on sector on market			
Date		Headline	Download
2024/06/21		Global Equity Ratings	
2024/06/21		Aktienempfehlungen Global	
2024/06/14		Global Equity Ratings	
2024/06/14		Aktienempfehlungen Global	
2024/05/29		Global Equity Ratings	