

# CISCO SYSTEMS INC. FUTURE (CSCF) - EUX/202407

2024/04/30 18:39:06

5y

**Price**  
**47.3111** USD  
 Difference  -1.57% (-0.76)

**General attributes**

Symbol CSCFN24  
 Exchange Eurex  
 Currency USD  
 Security type Future  
 Underlying CISCO SYSTEMS INC  
 Maturity 07-2024  
 Contract size 100

**Market data**

Bid (Bid size) - USD (-)  
 Ask (Ask size) - USD (-)  
 Open 47.3111 USD  
 High 47.3111 USD  
 Low 47.3111 USD  
 Close (prev. day) 48.0679 USD  
 Underlying CISCO SYSTEMS INC  
 Underlying price (date) 46.98 (24/04/30)  
 Settlement price (date) 47.31 (24/04/30)  
 Open Interest 0

**Performance and Risk**

	6m	1y	3y
Perf (%)	-9.47%	-	-
Perf (abs.)	-4.95	-	-
Beta	-	-	-
Volatility	23.83	-	-

**Futures and Options**

Related Futures -  
 Related Options -












Information about previous performance does not guarantee future performance.  
 Source: FactSet

**Price data**

Ø price 5 days   Ø volume 5 days (pcs.)	48.0007 USD (0)
Ø price 30 days   Ø volume 30 days (pcs.)	49.0268 USD (0)
Ø price 100 days   Ø volume 100 days (pcs.)	49.9011 USD (0)
Ø price 250 days   Ø volume 250 days (pcs.)	- USD (-)
YTD High   date	52.9961 USD (2024/01/25)
YTD Low   date	47.3111 USD (2024/04/30)
52 Weeks High   date	- USD (-)
52 Weeks Low   date	- USD (-)

**Recent Research**

on underlying	on sector	on market	
Date		Headline	Download
2024/04/26		Global Equity Ratings	
2024/04/26		Aktienempfehlungen Global	
2024/04/03		Global Equity Ratings	
2024/04/03		Aktienempfehlungen Global	
2024/03/13		Global Equity Ratings	