

## JOHNSON &amp; JOHNSON FUTURE (JNJF) - EUX/202407

2024/07/15 18:41:21

Price  
**149.8186** USD

Difference  -0.18% (-0.27)

## General attributes

Symbol	JNJFN24
Exchange	Eurex
Currency	USD
Security type	Future
Underlying	JOHNSON & JOHNSON
Maturity	07-2024
Contract size	100

## Market data

Bid (Bid size)	- USD (-)
Ask (Ask size)	- USD (-)
Open	149.8186 USD
High	149.8186 USD
Low	149.8186 USD
Close (prev. day)	150.0881 USD
Underlying	JOHNSON & JOHNSON
Underlying price (date)	150.495 (24/07/16)
Settlement price (date)	149.82 (24/07/15)
Open Interest	0

## Performance and Risk

	6m	1y	3y
Perf (%)	-8.71%	-8.41%	-
Perf (abs.)	-14.29	-13.76	-
Beta	-	-	-
Volatility	13.80	16.19	-

## Futures and Options

Related Futures	-
Related Options	-












Information about previous performance does not guarantee future performance.  
 Source: FactSet

## Price data

Ø price 5 days   Ø volume 5 days (pcs.)	148.8695 USD (0)
Ø price 30 days   Ø volume 30 days (pcs.)	147.3236 USD (0)
Ø price 100 days   Ø volume 100 days (pcs.)	152.0842 USD (0)
Ø price 250 days   Ø volume 250 days (pcs.)	158.1340 USD (0)
YTD High   date	164.6950 USD (2024/03/01)
YTD Low   date	144.9570 USD (2024/04/17)
52 Weeks High   date	180.2715 USD (2023/07/28)
52 Weeks Low   date	144.9570 USD (2024/04/17)

## Recent Research

on underlying	on sector	on market	
Date		Headline	Download
2024/07/15		Aktienempfehlungen Global	
2024/07/12		Global Equity Ratings	
2024/06/21		Global Equity Ratings	
2024/06/21		Aktienempfehlungen Global	
2024/06/14		Global Equity Ratings	