

ALPHABET INC. FUTURE (GOAF) - EUX/202407

2024/07/17 18:45:43

Price
180.6656 USD

Difference  -2.95% (-5.49)

General attributes

Symbol	GOAFN24
Exchange	Eurex
Currency	USD
Security type	Future
Underlying	ALPHABET INC A
Maturity	07-2024
Contract size	100

Market data

Bid (Bid size)	- USD (-)
Ask (Ask size)	- USD (-)
Open	180.6656 USD
High	180.6656 USD
Low	180.6656 USD
Close (prev. day)	186.1532 USD
Underlying	ALPHABET INC A
Underlying price (date)	181.02 (24/07/17)
Settlement price (date)	180.67 (24/07/17)
Open Interest	0

Performance and Risk

	6m	1y	3y
Perf (%)	+24.70%	+36.77%	-
Perf (abs.)	+35.78	+48.57	-
Beta	-	-	-
Volatility	27.73	27.94	-

Futures and Options

Related Futures	-
Related Options	-












Information about previous performance does not guarantee future performance.
Source: FactSet

Price data

Ø price 5 days Ø volume 5 days (pcs.)	185.2072 USD (0)
Ø price 30 days Ø volume 30 days (pcs.)	182.2803 USD (0)
Ø price 100 days Ø volume 100 days (pcs.)	166.2595 USD (0)
Ø price 250 days Ø volume 250 days (pcs.)	151.3988 USD (0)
YTD High date	190.5507 USD (2024/07/05)
YTD Low date	134.0742 USD (2024/03/05)
52 Weeks High date	190.5507 USD (2024/07/05)
52 Weeks Low date	126.9528 USD (2023/07/21)

Recent Research

on underlying	on sector	on market	
Date		Headline	Download
2024/07/15		Aktienempfehlungen Global	
2024/07/12		Global Equity Ratings	
2024/06/21		Global Equity Ratings	
2024/06/21		Aktienempfehlungen Global	
2024/06/14		Global Equity Ratings	