

FUCHS PETROLUB SE FUTURE (FPEG) - EUX/202407

2024/06/21 19:17:10

Price
43.0327 EUR

Difference  -2.69% (-1.19)

General attributes

| | |
|---------------|--------------|
| Symbol | FPEGN24 |
| Exchange | Eurex |
| Currency | EUR |
| Security type | Future |
| Underlying | FUCHS SE VZ. |
| Maturity | 07-2024 |
| Contract size | 100 |

Market data

| | |
|-------------------------|------------------|
| Bid (Bid size) | - EUR (-) |
| Ask (Ask size) | - EUR (-) |
| Open | 43.0327 EUR |
| High | 43.0327 EUR |
| Low | 43.0327 EUR |
| Close (prev. day) | 44.2213 EUR |
| Underlying | FUCHS SE VZ. |
| Underlying price (date) | 42.90 (24/06/21) |
| Settlement price (date) | 43.03 (24/06/21) |
| Open Interest | 0 |

Performance and Risk

| | 6m | 1y | 3y |
|-------------|--------|---------|----|
| Perf (%) | +7.45% | +23.92% | - |
| Perf (abs.) | +2.98 | +8.31 | - |
| Beta | - | - | - |
| Volatility | 20.57 | 21.84 | - |

Futures and Options

| | |
|-----------------|---|
| Related Futures | - |
| Related Options | - |

5y













Information about previous performance does not guarantee future performance.
Source: FactSet

Price data

| | |
|---|--------------------------|
| Ø price 5 days Ø volume 5 days (pcs.) | 43.8657 EUR (0) |
| Ø price 30 days Ø volume 30 days (pcs.) | 44.6581 EUR (0) |
| Ø price 100 days Ø volume 100 days (pcs.) | 43.0970 EUR (0) |
| Ø price 250 days Ø volume 250 days (pcs.) | 40.0440 EUR (0) |
| YTD High date | 46.3241 EUR (2024/04/05) |
| YTD Low date | 38.1458 EUR (2024/01/05) |
| 52 Weeks High date | 46.3241 EUR (2024/04/05) |
| 52 Weeks Low date | 34.5115 EUR (2023/10/26) |

Recent Research

| on sector | | on market | |
|------------|---|---------------------------|---|
| Date | | Headline | Download |
| 2024/06/21 |  | Global Equity Ratings |  |
| 2024/06/21 |  | Aktienempfehlungen Global |  |
| 2024/06/14 |  | Equity Weekly |  |
| 2024/06/14 |  | Global Equity Ratings |  |
| 2024/06/14 |  | Aktienempfehlungen Global |  |