

PFIZER INC. FUTURE (PFEF) - EUX/202407

2024/05/09 19:03:58

Price
28.1123 USD

Difference  -1.32% (-0.38)

General attributes

Symbol	PFEFN24
Exchange	Eurex
Currency	USD
Security type	Future
Underlying	PFIZER INC
Maturity	07-2024
Contract size	100

Market data

Bid (Bid size)	- USD (-)
Ask (Ask size)	- USD (-)
Open	28.1123 USD
High	28.1123 USD
Low	28.1123 USD
Close (prev. day)	28.4881 USD
Underlying	PFIZER INC
Underlying price (date)	28.18 (24/05/09)
Settlement price (date)	28.11 (24/05/09)
Open Interest	0

Performance and Risk

	6m	1y	3y
Perf (%)	-7.65%	-	-
Perf (abs.)	-2.33	-	-
Beta	-	-	-
Volatility	28.50	-	-

Futures and Options

Related Futures	-
Related Options	-

5y












Information about previous performance does not guarantee future performance.
Source: FactSet

Price data

Ø price 5 days Ø volume 5 days (pcs.)	28.1988 USD (0)
Ø price 30 days Ø volume 30 days (pcs.)	26.7244 USD (0)
Ø price 100 days Ø volume 100 days (pcs.)	27.5180 USD (0)
Ø price 250 days Ø volume 250 days (pcs.)	- USD (-)
YTD High date	29.8985 USD (2024/01/02)
YTD Low date	25.2657 USD (2024/04/18)
52 Weeks High date	- USD (-)
52 Weeks Low date	- USD (-)

Recent Research

on underlying	on sector	on market	
Date		Headline	Download
2024/04/26		Global Equity Ratings	
2024/04/26		Aktienempfehlungen Global	
2024/04/03		Global Equity Ratings	
2024/04/03		Aktienempfehlungen Global	
2024/03/13		Global Equity Ratings	