

# PFIZER INC. FUTURE (PFEF) - EUX/202407

2024/04/26 18:31:51

**Price**  
**25.3261** USD  
 Difference  -0.37% (-0.09)

**General attributes**

Symbol	PFEFN24
Exchange	Eurex
Currency	USD
Security type	Future
Underlying	PFIZER INC
Maturity	07-2024
Contract size	100

**Market data**

Bid (Bid size)	- USD (-)
Ask (Ask size)	- USD (-)
Open	25.3261 USD
High	25.3261 USD
Low	25.3261 USD
Close (prev. day)	25.4207 USD
Underlying	PFIZER INC
Underlying price (date)	25.40 (24/04/26)
Settlement price (date)	25.33 (24/04/26)
Open Interest	0

**Performance and Risk**

	6m	1y	3y
Perf (%)	-18.76%	-	-
Perf (abs.)	-5.85	-	-
Beta	-	-	-
Volatility	26.86	-	-

**Futures and Options**

Related Futures	-
Related Options	-











Information about previous performance does not guarantee future performance.  
 Source: FactSet

**Price data**

Ø price 5 days   Ø volume 5 days (pcs.)	25.8661 USD (0)
Ø price 30 days   Ø volume 30 days (pcs.)	26.8143 USD (0)
Ø price 100 days   Ø volume 100 days (pcs.)	27.6219 USD (0)
Ø price 250 days   Ø volume 250 days (pcs.)	- USD (-)
YTD High   date	29.8985 USD (2024/01/02)
YTD Low   date	25.2657 USD (2024/04/18)
52 Weeks High   date	- USD (-)
52 Weeks Low   date	- USD (-)

**Recent Research**

on underlying				on sector				on market			
Date		Headline		Download		Download		Download		Download	
2024/04/26		Global Equity Ratings									
2024/04/26		Aktienempfehlungen Global									
2024/04/03		Global Equity Ratings									
2024/04/03		Aktienempfehlungen Global									
2024/03/13		Global Equity Ratings		