

# INTEL CORP. FUTURE (INTF) - EUX/202407

2024/07/16 18:50:35

**Price**  
**34.1703** USD  
 Difference  -2.32% (-0.81)

**General attributes**

Symbol	INTFN24
Exchange	Eurex
Currency	USD
Security type	Future
Underlying	INTEL CORP.
Maturity	07-2024
Contract size	100

**Market data**

Bid (Bid size)	- USD (-)
Ask (Ask size)	- USD (-)
Open	34.1703 USD
High	34.1703 USD
Low	34.1703 USD
Close (prev. day)	34.9811 USD
Underlying	INTEL CORP.
Underlying price (date)	34.0001 (24/07/16)
Settlement price (date)	34.17 (24/07/16)
Open Interest	0

**Performance and Risk**

	6m	1y	3y
Perf (%)	-26.97%	+0.26%	-
Perf (abs.)	-12.92	+0.09	-
Beta	-	-	-
Volatility	35.52	35.24	-

**Futures and Options**

Related Futures	-
Related Options	-

5y












Information about previous performance does not guarantee future performance.  
 Source: FactSet

**Price data**

Ø price 5 days   Ø volume 5 days (pcs.)	34.4101 USD (0)
Ø price 30 days   Ø volume 30 days (pcs.)	31.5853 USD (0)
Ø price 100 days   Ø volume 100 days (pcs.)	35.8233 USD (0)
Ø price 250 days   Ø volume 250 days (pcs.)	39.0536 USD (0)
YTD High   date	51.0731 USD (2024/01/25)
YTD Low   date	30.1763 USD (2024/05/08)
52 Weeks High   date	52.0203 USD (2023/12/27)
52 Weeks Low   date	30.1763 USD (2024/05/08)

**Recent Research**

on underlying   on sector   on market			
Date		Headline	Download
2024/07/15		Aktienempfehlungen Global	
2024/07/12		Global Equity Ratings	
2024/06/21		Global Equity Ratings	
2024/06/21		Aktienempfehlungen Global	
2024/06/14		Global Equity Ratings	