

CATERPILLAR INC. FUTURE (CATF) - EUX/202407

2024/07/11 19:04:07

Price
333.6345 USD

Difference  2.38% (7.77)

General attributes

Symbol	CATFN24
Exchange	Eurex
Currency	USD
Security type	Future
Underlying	CATERPILLAR INC
Maturity	07-2024
Contract size	100

Market data

Bid (Bid size)	- USD (-)
Ask (Ask size)	- USD (-)
Open	333.6345 USD
High	333.6345 USD
Low	333.6345 USD
Close (prev. day)	325.8646 USD
Underlying	CATERPILLAR INC
Underlying price (date)	331.13 (24/07/11)
Settlement price (date)	333.63 (24/07/11)
Open Interest	0

Performance and Risk

	6m	1y	3y
Perf (%)	+13.35%	+27.98%	-
Perf (abs.)	+39.28	+72.94	-
Beta	-	-	-
Volatility	23.94	25.47	-

Futures and Options

Related Futures	-
Related Options	-

5y












Information about previous performance does not guarantee future performance.
Source: FactSet

Price data

Ø price 5 days Ø volume 5 days (pcs.)	329.1480 USD (0)
Ø price 30 days Ø volume 30 days (pcs.)	328.8768 USD (0)
Ø price 100 days Ø volume 100 days (pcs.)	345.8760 USD (0)
Ø price 250 days Ø volume 250 days (pcs.)	307.4689 USD (0)
YTD High date	383.1192 USD (2024/04/04)
YTD Low date	283.8644 USD (2024/01/17)
52 Weeks High date	383.1192 USD (2024/04/04)
52 Weeks Low date	233.0393 USD (2023/11/01)

Recent Research

on underlying	on sector	on market	
Date		Headline	Download
2024/06/21		Global Equity Ratings	
2024/06/21		Aktienempfehlungen Global	
2024/06/14		Global Equity Ratings	
2024/06/14		Aktienempfehlungen Global	
2024/05/29		Global Equity Ratings	