

HENKEL AG & CO.KGAA VORZUGS. FUTURE (HENG) - EUX/202407

2024/07/16 18:50:30

Price
81.487 EUR

Difference  -0.04% (-0.03)

General attributes

Symbol	HENGN24
Exchange	Eurex
Currency	EUR
Security type	Future
Underlying	HENKEL AG & CO KGAA VZ
Maturity	07-2024
Contract size	100

Market data

Bid (Bid size)	- EUR (-)
Ask (Ask size)	- EUR (-)
Open	81.487 EUR
High	81.487 EUR
Low	81.487 EUR
Close (prev. day)	81.5161 EUR
Underlying	HENKEL AG & CO KGAA VZ
Underlying price (date)	81.46 (24/07/16)
Settlement price (date)	81.49 (24/07/16)
Open Interest	0

Performance and Risk

	6m	1y	3y
Perf (%)	+10.34%	+11.62%	-
Perf (abs.)	+7.64	+8.48	-
Beta	-	-	-
Volatility	17.99	15.74	-

Futures and Options

Related Futures	-
Related Options	-












Information about previous performance does not guarantee future performance.
Source: FactSet

Price data

Ø price 5 days Ø volume 5 days (pcs.)	81.653 EUR (0)
Ø price 30 days Ø volume 30 days (pcs.)	83.228 EUR (0)
Ø price 100 days Ø volume 100 days (pcs.)	77.851 EUR (0)
Ø price 250 days Ø volume 250 days (pcs.)	73.768 EUR (0)
YTD High date	85.390 EUR (2024/06/12)
YTD Low date	68.484 EUR (2024/02/28)
52 Weeks High date	85.390 EUR (2024/06/12)
52 Weeks Low date	67.105 EUR (2023/09/27)

Recent Research

on underlying	on sector	on market	
Date		Headline	Download
2022/05/04		Global Equity Ratings	
2022/05/04		Aktienempfehlungen Global	
2022/04/27		Global Equity Ratings	
2022/04/27		Aktienempfehlungen Global	
2022/04/14		Global Equity Ratings	