

# MERCK & CO. INC. FUTURE (MCCF) - EUX/202407

2024/07/17 18:45:58

Price  
**125.8382** USD

Difference  -1.79% (-2.30)

### General attributes

Symbol	MCCFN24
Exchange	Eurex
Currency	USD
Security type	Future
Underlying	MERCK & CO. INC.
Maturity	07-2024
Contract size	100

### Market data

Bid (Bid size)	- USD (-)
Ask (Ask size)	- USD (-)
Open	125.8382 USD
High	125.8382 USD
Low	125.8382 USD
Close (prev. day)	128.137 USD
Underlying	MERCK & CO. INC.
Underlying price (date)	125.77 (24/07/17)
Settlement price (date)	125.84 (24/07/17)
Open Interest	0

### Performance and Risk

	6m	1y	3y
Perf (%)	+6.89%	+16.77%	-
Perf (abs.)	+8.25	+18.40	-
Beta	-	-	-
Volatility	16.33	17.25	-

### Futures and Options

Related Futures	-
Related Options	-












5y

Information about previous performance does not guarantee future performance.  
Source: FactSet

### Price data

Ø price 5 days   Ø volume 5 days (pcs.)	128.0470 USD (0)
Ø price 30 days   Ø volume 30 days (pcs.)	129.0890 USD (0)
Ø price 100 days   Ø volume 100 days (pcs.)	128.3796 USD (0)
Ø price 250 days   Ø volume 250 days (pcs.)	118.1925 USD (0)
YTD High   date	133.7041 USD (2024/06/25)
YTD Low   date	113.5990 USD (2024/01/02)
52 Weeks High   date	133.7041 USD (2024/06/25)
52 Weeks Low   date	101.3736 USD (2023/11/29)

### Recent Research

on underlying	on sector	on market	
Date		Headline	Download
2024/07/15		Aktienempfehlungen Global	
2024/07/12		Global Equity Ratings	
2024/06/21		Global Equity Ratings	
2024/06/21		Aktienempfehlungen Global	
2024/06/14		Global Equity Ratings	