

JPMORGAN CHASE & CO. FUTURE (JPMF) - EUX/202407

2024/07/12 19:02:41

Price
206.9568 USD
 Difference  -0.30% (-0.62)

General attributes

Symbol JPMFN24
 Exchange Eurex
 Currency USD
 Security type Future
 Underlying JPMORGAN CHASE & CO
 Maturity 07-2024
 Contract size 100

Market data

Bid (Bid size) - USD (-)
 Ask (Ask size) - USD (-)
 Open 206.9568 USD
 High 206.9568 USD
 Low 206.9568 USD
 Close (prev. day) 207.5814 USD
 Underlying JPMORGAN CHASE & CO
 Underlying price (date) 204.945 (24/07/12)
 Settlement price (date) 206.96 (24/07/12)
 Open Interest 0

Performance and Risk

	6m	1y	3y
Perf (%)	+19.74%	+34.72%	-
Perf (abs.)	+34.11	+53.34	-
Beta	-	-	-
Volatility	17.85	17.38	-

Futures and Options

Related Futures -
 Related Options -












Information about previous performance does not guarantee future performance.
 Source: FactSet

Price data

Ø price 5 days Ø volume 5 days (pcs.)	207.2119 USD (0)
Ø price 30 days Ø volume 30 days (pcs.)	200.1697 USD (0)
Ø price 100 days Ø volume 100 days (pcs.)	195.8802 USD (0)
Ø price 250 days Ø volume 250 days (pcs.)	173.6763 USD (0)
YTD High date	208.2185 USD (2024/07/09)
YTD Low date	167.9560 USD (2024/01/18)
52 Weeks High date	208.2185 USD (2024/07/09)
52 Weeks Low date	139.4757 USD (2023/10/30)

Recent Research

on underlying on sector on market			
Date		Headline	Download
2024/07/12		Global Equity Ratings	
2024/07/12		Aktienempfehlungen Global	
2024/06/21		Global Equity Ratings	
2024/06/21		Aktienempfehlungen Global	
2024/06/14		Global Equity Ratings	