

LILLY & CO., ELI FUTURE (LLYF) - EUX/202407

2024/07/11 19:04:21

Price
926.1099 USD

Difference  **-1.97% (-18.57)**

General attributes

Symbol	LLYFN24
Exchange	Eurex
Currency	USD
Security type	Future
Underlying	ELI LILLY AND COMPANY
Maturity	07-2024
Contract size	100

Market data

Bid (Bid size)	- USD (-)
Ask (Ask size)	- USD (-)
Open	926.1099 USD
High	926.1099 USD
Low	926.1099 USD
Close (prev. day)	944.6839 USD
Underlying	ELI LILLY AND COMPANY
Underlying price (date)	929.5301 (24/07/11)
Settlement price (date)	926.11 (24/07/11)
Open Interest	0

Performance and Risk

	6m	1y	3y
Perf (%)	+46.43%	+99.48%	-
Perf (abs.)	+299.56	+471.11	-
Beta	-	-	-
Volatility	27.28	30.75	-

Futures and Options

Related Futures	-
Related Options	-

5y












Information about previous performance does not guarantee future performance.
 Source: FactSet

Price data

Ø price 5 days Ø volume 5 days (pcs.)	920.1140 USD (0)
Ø price 30 days Ø volume 30 days (pcs.)	884.7809 USD (0)
Ø price 100 days Ø volume 100 days (pcs.)	809.9636 USD (0)
Ø price 250 days Ø volume 250 days (pcs.)	685.5154 USD (0)
YTD High date	944.6839 USD (2024/07/10)
YTD Low date	600.3354 USD (2024/01/02)
52 Weeks High date	944.6839 USD (2024/07/10)
52 Weeks Low date	456.5922 USD (2023/07/13)

Recent Research

on underlying	on sector	on market	
Date		Headline	Download
2024/06/21		Global Equity Ratings	
2024/06/21		Aktienempfehlungen Global	
2024/06/14		Global Equity Ratings	
2024/06/14		Aktienempfehlungen Global	
2024/05/29		Global Equity Ratings	