

# ADIDAS AG FUTURE (ADSG) - EUX/202407

2024/06/11 18:55:03

**Price**  
**226.7551** EUR

**Difference**  **-1.71% (-3.94)**

### General attributes

Symbol	ADSGN24
Exchange	Eurex
Currency	EUR
Security type	Future
Underlying	ADIDAS AG
Maturity	07-2024
Contract size	100

### Market data

Bid (Bid size)	- EUR (-)
Ask (Ask size)	- EUR (-)
Open	226.7551 EUR
High	226.7551 EUR
Low	226.7551 EUR
Close (prev. day)	230.6972 EUR
Underlying	ADIDAS AG
Underlying price (date)	225.80 (24/06/11)
Settlement price (date)	226.76 (24/06/11)
Open Interest	0

### Performance and Risk

	6m	1y	3y
Perf (%)	+14.34%	-	-
Perf (abs.)	+28.43	-	-
Beta	-	-	-
Volatility	27.32	-	-

### Futures and Options

Related Futures	-
Related Options	-












Information about previous performance does not guarantee future performance.  
Source: FactSet

### Price data

Ø price 5 days   Ø volume 5 days (pcs.)	230.9032 EUR (0)
Ø price 30 days   Ø volume 30 days (pcs.)	228.3455 EUR (0)
Ø price 100 days   Ø volume 100 days (pcs.)	205.1389 EUR (0)
Ø price 250 days   Ø volume 250 days (pcs.)	- EUR (-)
YTD High   date	234.0109 EUR (2024/06/03)
YTD Low   date	167.5000 EUR (2024/01/19)
52 Weeks High   date	- EUR (-)
52 Weeks Low   date	- EUR (-)

### Recent Research

on underlying	on sector	on market	
Date		Headline	Download
2024/05/29		Global Equity Ratings	
2024/05/29		Aktienempfehlungen Global	
2024/04/26		Global Equity Ratings	
2024/04/26		Aktienempfehlungen Global	
2024/04/03		Global Equity Ratings	