

ADIDAS AG FUTURE (ADSG) - EUX/202407

2024/05/28 18:39:02

Price
223.516 EURDifference  -0.20% (-0.44)

General attributes

Symbol	ADSGN24
Exchange	Eurex
Currency	EUR
Security type	Future
Underlying	ADIDAS AG
Maturity	07-2024
Contract size	100

Market data

Bid (Bid size)	- EUR (-)
Ask (Ask size)	- EUR (-)
Open	223.516 EUR
High	223.516 EUR
Low	223.516 EUR
Close (prev. day)	223.9542 EUR
Underlying	ADIDAS AG
Underlying price (date)	227.10 (24/05/29)
Settlement price (date)	223.52 (24/05/28)
Open Interest	0

Performance and Risk

	6m	1y	3y
Perf (%)	+16.89%	-	-
Perf (abs.)	+32.29	-	-
Beta	-	-	-
Volatility	27.48	-	-

Futures and Options

Related Futures	-
Related Options	-












Information about previous performance does not guarantee future performance.
Source: FactSet

Price data

Ø price 5 days Ø volume 5 days (pcs.)	224.748 EUR (0)
Ø price 30 days Ø volume 30 days (pcs.)	226.446 EUR (0)
Ø price 100 days Ø volume 100 days (pcs.)	199.706 EUR (0)
Ø price 250 days Ø volume 250 days (pcs.)	- EUR (-)
YTD High date	233.857 EUR (2024/04/29)
YTD Low date	167.500 EUR (2024/01/19)
52 Weeks High date	- EUR (-)
52 Weeks Low date	- EUR (-)

Recent Research

on underlying	on sector	on market	
Date		Headline	Download
2024/05/29		Global Equity Ratings	
2024/05/29		Aktienempfehlungen Global	
2024/04/26		Global Equity Ratings	
2024/04/26		Aktienempfehlungen Global	
2024/04/03		Global Equity Ratings	