

BP PLC FUTURE (BPF) - EUX/202407

2024/07/05 19:02:52

Price
483.1752 GBP

Difference  **-1.67% (-8.19)**

General attributes

Symbol	BPFN24
Exchange	Eurex
Currency	GBP
Security type	Future
Underlying	BP PLC
Maturity	07-2024
Contract size	1,000

Market data

Bid (Bid size)	- GBP (-)
Ask (Ask size)	- GBP (-)
Open	483.1752 GBP
High	483.1752 GBP
Low	483.1752 GBP
Close (prev. day)	491.3614 GBP
Underlying	BP PLC
Underlying price (date)	482.20 (24/07/05)
Settlement price (date)	483.18 (24/07/05)
Open Interest	0

Performance and Risk

	6m	1y	3y
Perf (%)	+1.64%	+2.78%	-
Perf (abs.)	+7.80	+13.08	-
Beta	-	-	-
Volatility	17.99	20.22	-

Futures and Options

Related Futures	-
Related Options	-

5y












Information about previous performance does not guarantee future performance.
Source: FactSet

Price data

Ø price 5 days Ø volume 5 days (pcs.)	484.7876 GBP (0)
Ø price 30 days Ø volume 30 days (pcs.)	475.8905 GBP (0)
Ø price 100 days Ø volume 100 days (pcs.)	491.8508 GBP (0)
Ø price 250 days Ø volume 250 days (pcs.)	491.8907 GBP (0)
YTD High date	542.6821 GBP (2024/04/12)
YTD Low date	444.9328 GBP (2024/01/18)
52 Weeks High date	564.0552 GBP (2023/10/18)
52 Weeks Low date	444.9328 GBP (2024/01/18)

Recent Research

on underlying		on sector	
Date		Headline	Download
2024/06/21		Global Equity Ratings	
2024/06/21		Aktienempfehlungen Global	
2024/06/14		Global Equity Ratings	
2024/06/14		Aktienempfehlungen Global	
2024/05/29		Global Equity Ratings	