

BP PLC FUTURE (BPF) - EUX/202407

2024/06/07 18:35:42

Price
465.5352 GBP

Difference  -0.11% (-0.52)

General attributes

Symbol	BPFN24
Exchange	Eurex
Currency	GBP
Security type	Future
Underlying	BP PLC
Maturity	07-2024
Contract size	1,000

Market data

Bid (Bid size)	- GBP (-)
Ask (Ask size)	- GBP (-)
Open	465.5352 GBP
High	465.5352 GBP
Low	465.5352 GBP
Close (prev. day)	466.0518 GBP
Underlying	BP PLC
Underlying price (date)	462.70 (24/06/07)
Settlement price (date)	465.54 (24/06/07)
Open Interest	0

Performance and Risk

	6m	1y	3y
Perf (%)	+0.43%	-	-
Perf (abs.)	+1.99	-	-
Beta	-	-	-
Volatility	18.29	-	-

Futures and Options

Related Futures	-
Related Options	-

5y












Information about previous performance does not guarantee future performance.
Source: FactSet

Price data

Ø price 5 days Ø volume 5 days (pcs.)	469.0694 GBP (0)
Ø price 30 days Ø volume 30 days (pcs.)	495.4121 GBP (0)
Ø price 100 days Ø volume 100 days (pcs.)	489.5945 GBP (0)
Ø price 250 days Ø volume 250 days (pcs.)	- GBP (-)
YTD High date	542.6821 GBP (2024/04/12)
YTD Low date	444.9328 GBP (2024/01/18)
52 Weeks High date	- GBP (-)
52 Weeks Low date	- GBP (-)

Recent Research

on underlying		on sector	
Date		Headline	Download
2024/05/29		Global Equity Ratings	
2024/05/29		Aktienempfehlungen Global	
2024/04/26		Global Equity Ratings	
2024/04/26		Aktienempfehlungen Global	
2024/04/03		Global Equity Ratings	