

BP PLC FUTURE (BPF) - EUX/202407

2024/04/26 18:30:58

Price
526.0913 GBP

Difference  -0.30% (-1.60)

General attributes

Symbol	BPFN24
Exchange	Eurex
Currency	GBP
Security type	Future
Underlying	BP PLC
Maturity	07-2024
Contract size	1,000

Market data

Bid (Bid size)	- GBP (-)
Ask (Ask size)	- GBP (-)
Open	526.0913 GBP
High	526.0913 GBP
Low	526.0913 GBP
Close (prev. day)	527.6879 GBP
Underlying	BP PLC
Underlying price (date)	525.40 (24/04/29)
Settlement price (date)	526.09 (24/04/26)
Open Interest	0

Performance and Risk

	6m	1y	3y
Perf (%)	-2.16%	-	-
Perf (abs.)	-11.63	-	-
Beta	-	-	-
Volatility	20.56	-	-

Futures and Options

Related Futures	-
Related Options	-

5y












Information about previous performance does not guarantee future performance.
Source: FactSet

Price data

Ø price 5 days Ø volume 5 days (pcs.)	525.8856 GBP (0)
Ø price 30 days Ø volume 30 days (pcs.)	512.9817 GBP (0)
Ø price 100 days Ø volume 100 days (pcs.)	481.4406 GBP (0)
Ø price 250 days Ø volume 250 days (pcs.)	- GBP (-)
YTD High date	542.6821 GBP (2024/04/12)
YTD Low date	444.9328 GBP (2024/01/18)
52 Weeks High date	- GBP (-)
52 Weeks Low date	- GBP (-)

Recent Research

on underlying		on sector	
Date		Headline	Download
2024/04/26		Global Equity Ratings	
2024/04/26		Aktienempfehlungen Global	
2024/04/03		Global Equity Ratings	
2024/04/03		Aktienempfehlungen Global	
2024/03/13		Global Equity Ratings	