

UNILEVER PLC FUTURE (UNIH) - EUX/202407

2024/05/20 19:01:18

Price
50.4402 EUR

Difference  -0.63% (-0.32)

General attributes

Symbol	UNIH24
Exchange	Eurex
Currency	EUR
Security type	Future
Underlying	UNILEVER PLC
Maturity	07-2024
Contract size	100

Market data

Bid (Bid size)	- EUR (-)
Ask (Ask size)	- EUR (-)
Open	50.4402 EUR
High	50.4402 EUR
Low	50.4402 EUR
Close (prev. day)	50.759 EUR
Underlying	UNILEVER PLC
Underlying price (date)	4,285.00 (24/05/20)
Settlement price (date)	50.44 (24/05/20)
Open Interest	0

Performance and Risk

	6m	1y	3y
Perf (%)	+15.51%	-	-
Perf (abs.)	+6.82	-	-
Beta	-	-	-
Volatility	15.53	-	-

Futures and Options

Related Futures	-
Related Options	-

5y












Information about previous performance does not guarantee future performance.
Source: FactSet

Price data

Ø price 5 days Ø volume 5 days (pcs.)	50.1910 EUR (0)
Ø price 30 days Ø volume 30 days (pcs.)	47.1008 EUR (0)
Ø price 100 days Ø volume 100 days (pcs.)	45.9224 EUR (0)
Ø price 250 days Ø volume 250 days (pcs.)	- EUR (-)
YTD High date	50.7590 EUR (2024/05/17)
YTD Low date	43.1698 EUR (2024/01/22)
52 Weeks High date	- EUR (-)
52 Weeks Low date	- EUR (-)

Recent Research

on underlying		on sector	
Date		Headline	Download
2024/04/26		Global Equity Ratings	
2024/04/26		Aktienempfehlungen Global	
2024/04/03		Global Equity Ratings	
2024/04/03		Aktienempfehlungen Global	
2024/03/13		Global Equity Ratings	