

# SWISS MARKET INDEX (SMI) FUTURE (FSMI) - EUX/202606

2024/04/29 18:08:10

Price  
**11,079.00** CHF

Difference  -0.31% (-35.00)

### General attributes

Symbol	FSMIM26
Exchange	Eurex
Currency	CHF
Security type	Future
Underlying	SWISS MARKET INDEX
Maturity	06-2026
Contract size	1

### Market data

Bid (Bid size)	- CHF (-)
Ask (Ask size)	- CHF (-)
Open	11,079.00 CHF
High	11,079.00 CHF
Low	11,079.00 CHF
Close (prev. day)	11,114.00 CHF
Underlying	SWISS MARKET INDEX
Underlying price (date)	11,310.71 (24/04/30)
Settlement price (date)	11,079.00 (24/04/29)
Open Interest	0

### Performance and Risk

	6m	1y	3y
Perf (%)	+11.98%	-	-
Perf (abs.)	+1,185.00	-	-
Beta	-	-	-
Volatility	9.63	-	-

### Futures and Options

Related Futures	-
Related Options	-












Information about previous performance does not guarantee future performance.  
Source: FactSet

### Price data

Ø price 5 days   Ø volume 5 days (pcs.)	11,110.60 CHF (0)
Ø price 30 days   Ø volume 30 days (pcs.)	11,180.57 CHF (0)
Ø price 100 days   Ø volume 100 days (pcs.)	10,909.70 CHF (0)
Ø price 250 days   Ø volume 250 days (pcs.)	- CHF (-)
YTD High   date	11,388.00 CHF (2024/03/28)
YTD Low   date	10,602.00 CHF (2024/02/09)
52 Weeks High   date	- CHF (-)
52 Weeks Low   date	- CHF (-)

### Recent Research

Date	Headline	Download
2024/04/26	 Aktienempfehlungen Global	
2024/04/03	 Aktienempfehlungen Global	
2024/03/26	 Global Strategy 2Q 2024	
2024/03/26	 Global Strategy 2Q 2024	
2024/03/21	 SNB senkt Leitzins ab	