

## L'OREAL FUTURE (LORF) - EUX/202407

2024/07/12 18:58:48

Price  
**412.9196** EURDifference  1.74% (7.06)

## General attributes

Symbol	LORFN24
Exchange	Eurex
Currency	EUR
Security type	Future
Underlying	L'OREAL S.A.
Maturity	07-2024
Contract size	100

## Market data

Bid (Bid size)	- EUR (-)
Ask (Ask size)	- EUR (-)
Open	412.9196 EUR
High	412.9196 EUR
Low	412.9196 EUR
Close (prev. day)	405.859 EUR
Underlying	L'OREAL S.A.
Underlying price (date)	412.60 (24/07/12)
Settlement price (date)	412.92 (24/07/12)
Open Interest	0

## Performance and Risk

	6m	1y	3y
Perf (%)	-7.95%	-2.98%	-
Perf (abs.)	-35.66	-12.68	-
Beta	-	-	-
Volatility	21.05	19.92	-

## Futures and Options

Related Futures	-
Related Options	-












Information about previous performance does not guarantee future performance.  
Source: FactSet

## Price data

Ø price 5 days   Ø volume 5 days (pcs.)	405.8033 EUR (0)
Ø price 30 days   Ø volume 30 days (pcs.)	432.7730 EUR (0)
Ø price 100 days   Ø volume 100 days (pcs.)	438.4824 EUR (0)
Ø price 250 days   Ø volume 250 days (pcs.)	429.7928 EUR (0)
YTD High   date	460.1191 EUR (2024/05/14)
YTD Low   date	400.4926 EUR (2024/07/09)
52 Weeks High   date	460.1191 EUR (2024/05/14)
52 Weeks Low   date	386.3012 EUR (2023/10/20)

## Recent Research

on underlying	on sector	on market	
Date		Headline	Download
2024/07/12		Global Equity Ratings	
2024/07/12		Aktienempfehlungen Global	
2024/06/21		Global Equity Ratings	
2024/06/21		Aktienempfehlungen Global	
2024/06/14		Global Equity Ratings	