

# L'OREAL FUTURE (LORF) - EUX/202407

2024/06/21 19:17:24

Price  
**442.0133** EUR

Difference  -0.46% (-2.06)

### General attributes

Symbol	LORFN24
Exchange	Eurex
Currency	EUR
Security type	Future
Underlying	L'OREAL S.A.
Maturity	07-2024
Contract size	100

### Market data

Bid (Bid size)	444.0347 EUR (5)
Ask (Ask size)	445.8108 EUR (5)
Open	442.0133 EUR
High	442.0133 EUR
Low	442.0133 EUR
Close (prev. day)	444.0687 EUR
Underlying	L'OREAL S.A.
Underlying price (date)	443.70 (24/06/24)
Settlement price (date)	442.01 (24/06/21)
Open Interest	0

### Performance and Risk

	6m	1y	3y
Perf (%)	-2.33%	+5.34%	-
Perf (abs.)	-10.53	+22.41	-
Beta	-	-	-
Volatility	21.13	19.73	-

### Futures and Options

Related Futures	-
Related Options	-

5y












Information about previous performance does not guarantee future performance.  
Source: FactSet

### Price data

Ø price 5 days   Ø volume 5 days (pcs.)	443.1514 EUR (0)
Ø price 30 days   Ø volume 30 days (pcs.)	451.5609 EUR (0)
Ø price 100 days   Ø volume 100 days (pcs.)	442.7453 EUR (0)
Ø price 250 days   Ø volume 250 days (pcs.)	430.3754 EUR (0)
YTD High   date	460.1191 EUR (2024/05/14)
YTD Low   date	409.9104 EUR (2024/04/08)
52 Weeks High   date	460.1191 EUR (2024/05/14)
52 Weeks Low   date	386.3012 EUR (2023/10/20)

### Recent Research

on underlying	on sector	on market	
Date		Headline	Download
2024/06/21		Global Equity Ratings	
2024/06/21		Aktienempfehlungen Global	
2024/06/14		Global Equity Ratings	
2024/06/14		Aktienempfehlungen Global	
2024/05/29		Global Equity Ratings	