

L'OREAL FUTURE (LORF) - EUX/202407

2024/06/14 18:39:06

Price
442.1677 EURDifference  -2.33% (-10.54)

General attributes

Symbol	LORFN24
Exchange	Eurex
Currency	EUR
Security type	Future
Underlying	L'OREAL S.A.
Maturity	07-2024
Contract size	100

Market data

Bid (Bid size)	- EUR (-)
Ask (Ask size)	- EUR (-)
Open	442.1677 EUR
High	442.1677 EUR
Low	442.1677 EUR
Close (prev. day)	452.7062 EUR
Underlying	L'OREAL S.A.
Underlying price (date)	440.45 (24/06/14)
Settlement price (date)	442.17 (24/06/14)
Open Interest	0

Performance and Risk

	6m	1y	3y
Perf (%)	-1.32%	-	-
Perf (abs.)	-5.91	-	-
Beta	-	-	-
Volatility	20.83	-	-

Futures and Options

Related Futures	-
Related Options	-












5y

Information about previous performance does not guarantee future performance.
Source: FactSet

Price data

Ø price 5 days Ø volume 5 days (pcs.)	451.9846 EUR (0)
Ø price 30 days Ø volume 30 days (pcs.)	453.0191 EUR (0)
Ø price 100 days Ø volume 100 days (pcs.)	442.6791 EUR (0)
Ø price 250 days Ø volume 250 days (pcs.)	429.9527 EUR (0)
YTD High date	460.1191 EUR (2024/05/14)
YTD Low date	409.9104 EUR (2024/04/08)
52 Weeks High date	- EUR (-)
52 Weeks Low date	- EUR (-)

Recent Research

on underlying	on sector	on market	
Date		Headline	Download
2024/06/14		Global Equity Ratings	
2024/06/14		Aktienempfehlungen Global	
2024/05/29		Global Equity Ratings	
2024/05/29		Aktienempfehlungen Global	
2024/04/26		Global Equity Ratings	