

L'OREAL FUTURE (LORF) - EUX/202407

2024/06/03 18:35:10

Price
451.3929 EURDifference  -0.67% (-3.04)

General attributes

Symbol	LORFN24
Exchange	Eurex
Currency	EUR
Security type	Future
Underlying	L'OREAL S.A.
Maturity	07-2024
Contract size	100

Market data

Bid (Bid size)	- EUR (-)
Ask (Ask size)	- EUR (-)
Open	451.3929 EUR
High	451.3929 EUR
Low	451.3929 EUR
Close (prev. day)	454.431 EUR
Underlying	L'OREAL S.A.
Underlying price (date)	452.90 (24/06/04)
Settlement price (date)	451.39 (24/06/03)
Open Interest	0

Performance and Risk

	6m	1y	3y
Perf (%)	+2.30%	-	-
Perf (abs.)	+10.13	-	-
Beta	-	-	-
Volatility	20.50	-	-

Futures and Options

Related Futures	-
Related Options	-












Information about previous performance does not guarantee future performance.
Source: FactSet

Price data

Ø price 5 days Ø volume 5 days (pcs.)	448.7239 EUR (0)
Ø price 30 days Ø volume 30 days (pcs.)	448.7513 EUR (0)
Ø price 100 days Ø volume 100 days (pcs.)	440.6576 EUR (0)
Ø price 250 days Ø volume 250 days (pcs.)	- EUR (-)
YTD High date	460.1191 EUR (2024/05/14)
YTD Low date	409.9104 EUR (2024/04/08)
52 Weeks High date	- EUR (-)
52 Weeks Low date	- EUR (-)

Recent Research

on underlying	on sector	on market	
Date		Headline	Download
2024/05/29		Global Equity Ratings	
2024/05/29		Aktienempfehlungen Global	
2024/04/26		Global Equity Ratings	
2024/04/26		Aktienempfehlungen Global	
2024/04/03		Global Equity Ratings	