

HENNES AND MAURITZ AB, H & M SER. B PRICE RETURN CASH SETTLED M

2024/03/13 12:28:29

Price
142.63 SEK
Difference  **-0.12% (-0.17)**

General attributes

Symbol FHMBM24
Exchange Nasdaq Stockholm
Currency SEK
Security type Future
Underlying HENNES & MAURITZ AB 'B'
Maturity 06-2024
Contract size 100

Market data

Bid (Bid size) - SEK (-)
Ask (Ask size) - SEK (-)
Open 142.63 SEK
High 142.63 SEK
Low 142.63 SEK
Close (prev. day) 142.80 SEK
Underlying HENNES & MAURITZ AB 'B'
Underlying price (date) 174.35 (24/05/15)
Settlement price (date) - (-)
Open Interest -

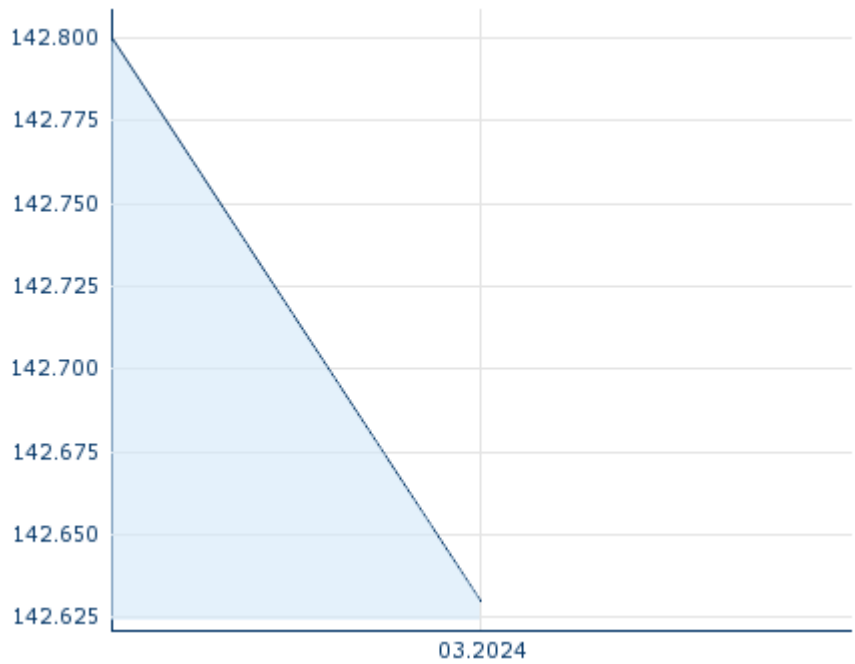
Performance and Risk

	6m	1y	3y
Perf (%)	-	-	-
Perf (abs.)	-	-	-
Beta	-	-	-
Volatility	-	-	-

Futures and Options

Related Futures -
Related Options -

5y












Information about previous performance does not guarantee future performance.
 Source: FactSet

Price data

Ø price 5 days Ø volume 5 days (pcs.)	- SEK (-)
Ø price 30 days Ø volume 30 days (pcs.)	- SEK (-)
Ø price 100 days Ø volume 100 days (pcs.)	- SEK (-)
Ø price 250 days Ø volume 250 days (pcs.)	- SEK (-)
YTD High date	- SEK (-)
YTD Low date	- SEK (-)
52 Weeks High date	- SEK (-)
52 Weeks Low date	- SEK (-)

Recent Research

on underlying		on sector	
Date		Headline	Download
2022/05/04		Global Equity Ratings	
2022/05/04		Aktienempfehlungen Global	
2022/04/27		Global Equity Ratings	
2022/04/27		Aktienempfehlungen Global	
2022/04/14		Global Equity Ratings	