

# KESKO OY FUTURE (KEKG) - EUX/202406

2024/05/03 18:33:01

Price  
**16.2134** EUR

Difference  0.68% (0.11)

### General attributes

Symbol	KEKGM24
Exchange	Eurex
Currency	EUR
Security type	Future
Underlying	KESKO OYJ CLASS B
Maturity	06-2024
Contract size	100

### Market data

Bid (Bid size)	- EUR (-)
Ask (Ask size)	- EUR (-)
Open	16.2134 EUR
High	16.2134 EUR
Low	16.2134 EUR
Close (prev. day)	16.1045 EUR
Underlying	KESKO OYJ CLASS B
Underlying price (date)	16.13 (24/05/03)
Settlement price (date)	16.21 (24/05/03)
Open Interest	0

### Performance and Risk

	6m	1y	3y
Perf (%)	-1.10%	-	-
Perf (abs.)	-0.18	-	-
Beta	-	-	-
Volatility	23.07	-	-

### Futures and Options

Related Futures	-
Related Options	-












5y

Information about previous performance does not guarantee future performance.  
Source: FactSet

### Price data

Ø price 5 days   Ø volume 5 days (pcs.)	16.1662 EUR (0)
Ø price 30 days   Ø volume 30 days (pcs.)	16.9098 EUR (167)
Ø price 100 days   Ø volume 100 days (pcs.)	17.4127 EUR (50)
Ø price 250 days   Ø volume 250 days (pcs.)	- EUR (-)
YTD High   date	18.8405 EUR (2024/01/30)
YTD Low   date	16.0113 EUR (2024/04/25)
52 Weeks High   date	- EUR (-)
52 Weeks Low   date	- EUR (-)

### Recent Research

on sector		on market	
Date		Headline	Download
2024/04/26		Global Equity Ratings	
2024/04/26		Aktienempfehlungen Global	
2024/04/03		Global Equity Ratings	
2024/04/03		Aktienempfehlungen Global	
2024/03/13		Global Equity Ratings	