

NESTE CORP. FUTURE (NEFI) - EUX/C6

2024/06/20 18:44:46

Price
16.8301 EURDifference  2.51% (0.41)

General attributes

Symbol	NEFIC6
Exchange	Eurex
Currency	EUR
Security type	Future
Underlying	NESTE CORPORATION
Maturity	12-2025
Contract size	101

Market data

Bid (Bid size)	- EUR (-)
Ask (Ask size)	- EUR (-)
Open	16.8301 EUR
High	16.8301 EUR
Low	16.8301 EUR
Close (prev. day)	16.4175 EUR
Underlying	NESTE CORPORATION
Underlying price (date)	19.01 (24/07/26)
Settlement price (date)	18.43 (24/07/26)
Open Interest	0

Performance and Risk

	6m	1y	3y
Perf (%)	-49.25%	-54.17%	-
Perf (abs.)	-16.33	-19.89	-
Beta	-	-	-
Volatility	65.84	49.70	-

Futures and Options

Related Futures	-
Related Options	-












Information about previous performance does not guarantee future performance.
Source: FactSet

Price data

Ø price 5 days Ø volume 5 days (pcs.)	16.9864 EUR (0)
Ø price 30 days Ø volume 30 days (pcs.)	- EUR (-)
Ø price 100 days Ø volume 100 days (pcs.)	25.7774 EUR (0)
Ø price 250 days Ø volume 250 days (pcs.)	30.9129 EUR (0)
YTD High date	33.0449 EUR (2024/01/29)
YTD Low date	16.4175 EUR (2024/06/19)
52 Weeks High date	38.1679 EUR (2023/07/24)
52 Weeks Low date	16.4175 EUR (2024/06/19)

Recent Research

on sector		on market	
Date		Headline	Download
2024/07/26		Equity Weekly	
2024/07/24		Global Equity Ratings	
2024/07/24		Aktienempfehlungen Global	
2024/07/15		Aktienempfehlungen Global	
2024/07/12		Equity Weekly	