

## NESTE CORP. FUTURE (NEFI) - EUX/C2

2024/07/26 18:35:36

Price  
**19.1278** EURDifference  4.93% (0.90)

## General attributes

Symbol	NEFIC2
Exchange	Eurex
Currency	EUR
Security type	Future
Underlying	NESTE CORPORATION
Maturity	09-2024
Contract size	101

## Market data

Bid (Bid size)	- EUR (-)
Ask (Ask size)	- EUR (-)
Open	19.1278 EUR
High	19.1278 EUR
Low	19.1278 EUR
Close (prev. day)	18.2293 EUR
Underlying	NESTE CORPORATION
Underlying price (date)	19.01 (24/07/26)
Settlement price (date)	19.13 (24/07/26)
Open Interest	0

## Performance and Risk

	6m	1y	3y
Perf (%)	-41.42%	-49.52%	-
Perf (abs.)	-13.52	-18.77	-
Beta	-	-	-
Volatility	62.92	45.95	-

## Futures and Options

Related Futures	-
Related Options	-











Information about previous performance does not guarantee future performance.  
Source: FactSet

## Price data

Ø price 5 days   Ø volume 5 days (pcs.)	17.8679 EUR (0)
Ø price 30 days   Ø volume 30 days (pcs.)	17.3661 EUR (0)
Ø price 100 days   Ø volume 100 days (pcs.)	22.3992 EUR (0)
Ø price 250 days   Ø volume 250 days (pcs.)	29.2666 EUR (0)
YTD High   date	33.0134 EUR (2024/01/29)
YTD Low   date	16.5406 EUR (2024/07/11)
52 Weeks High   date	35.9433 EUR (2023/09/15)
52 Weeks Low   date	16.5406 EUR (2024/07/11)

## Recent Research

on sector		on market	
Date		Headline	Download
2024/07/26		Equity Weekly	
2024/07/24		Global Equity Ratings	
2024/07/24		Aktienempfehlungen Global	
2024/07/15		Aktienempfehlungen Global	
2024/07/12		Equity Weekly	