

## NESTE CORP. FUTURE (NEFI) - EUX/C11

2024/04/03 18:29:20

Price  
**24.9281** EURDifference  0.98% (0.24)

## General attributes

Symbol	NEFIC11
Exchange	Eurex
Currency	EUR
Security type	Future
Underlying	NESTE CORPORATION
Maturity	12-2025
Contract size	101

## Market data

Bid (Bid size)	- EUR (-)
Ask (Ask size)	- EUR (-)
Open	24.9281 EUR
High	24.9281 EUR
Low	24.9281 EUR
Close (prev. day)	24.6857 EUR
Underlying	NESTE CORPORATION
Underlying price (date)	19.01 (24/07/26)
Settlement price (date)	18.43 (24/07/26)
Open Interest	0

## Performance and Risk

	6m	1y	3y
Perf (%)	-21.56%	-	-
Perf (abs.)	-6.85	-	-
Beta	-	-	-
Volatility	47.81	-	-

## Futures and Options

Related Futures	-
Related Options	-











5y

Information about previous performance does not guarantee future performance.  
Source: FactSet

## Price data

Ø price 5 days   Ø volume 5 days (pcs.)	24.7880 EUR (0)
Ø price 30 days   Ø volume 30 days (pcs.)	24.6425 EUR (0)
Ø price 100 days   Ø volume 100 days (pcs.)	32.3515 EUR (0)
Ø price 250 days   Ø volume 250 days (pcs.)	- EUR (-)
YTD High   date	32.8217 EUR (2024/01/29)
YTD Low   date	23.3331 EUR (2024/03/21)
52 Weeks High   date	- EUR (-)
52 Weeks Low   date	- EUR (-)

## Recent Research

on sector		on market	
Date		Headline	Download
2024/07/26		Equity Weekly	
2024/07/24		Global Equity Ratings	
2024/07/24		Aktienempfehlungen Global	
2024/07/15		Aktienempfehlungen Global	
2024/07/12		Equity Weekly	