

## NESTE CORP. FUTURE (NEFI) - EUX/C3

2024/07/26 18:35:36

Price  
**18.6311** EURDifference  5.08% (0.90)

## General attributes

Symbol	NEFIC3
Exchange	Eurex
Currency	EUR
Security type	Future
Underlying	NESTE CORPORATION
Maturity	10-2024
Contract size	101

## Market data

Bid (Bid size)	- EUR (-)
Ask (Ask size)	- EUR (-)
Open	18.6311 EUR
High	18.6311 EUR
Low	18.6311 EUR
Close (prev. day)	17.7298 EUR
Underlying	NESTE CORPORATION
Underlying price (date)	19.01 (24/07/26)
Settlement price (date)	18.63 (24/07/26)
Open Interest	0

## Performance and Risk

	6m	1y	3y
Perf (%)	-42.43%	-50.40%	-
Perf (abs.)	-13.73	-18.93	-
Beta	-	-	-
Volatility	64.41	46.34	-

## Futures and Options

Related Futures	-
Related Options	-












5y

Information about previous performance does not guarantee future performance.  
Source: FactSet

## Price data

Ø price 5 days   Ø volume 5 days (pcs.)	17.3673 EUR (0)
Ø price 30 days   Ø volume 30 days (pcs.)	17.3348 EUR (0)
Ø price 100 days   Ø volume 100 days (pcs.)	22.8938 EUR (0)
Ø price 250 days   Ø volume 250 days (pcs.)	29.5791 EUR (1,146)
YTD High   date	32.9094 EUR (2024/01/16)
YTD Low   date	16.6535 EUR (2024/07/23)
52 Weeks High   date	36.0529 EUR (2023/09/15)
52 Weeks Low   date	16.6535 EUR (2024/07/23)

## Recent Research

on sector		on market	
Date		Headline	Download
2024/07/26		Equity Weekly	
2024/07/24		Global Equity Ratings	
2024/07/24		Aktienempfehlungen Global	
2024/07/15		Aktienempfehlungen Global	
2024/07/12		Equity Weekly	