

NESTE CORP. FUTURE (NEFI) - EUX/C13

2024/03/01 18:35:01

Price
24.7397 EURDifference  -0.99% (-0.25)

General attributes

Symbol	NEFIC13
Exchange	Eurex
Currency	EUR
Security type	Future
Underlying	NESTE CORPORATION
Maturity	12-2025
Contract size	101

Market data

Bid (Bid size)	- EUR (-)
Ask (Ask size)	- EUR (-)
Open	24.7397 EUR
High	24.7397 EUR
Low	24.7397 EUR
Close (prev. day)	24.9881 EUR
Underlying	NESTE CORPORATION
Underlying price (date)	19.01 (24/07/26)
Settlement price (date)	18.43 (24/07/26)
Open Interest	0

Performance and Risk

	6m	1y	3y
Perf (%)	-28.49%	-	-
Perf (abs.)	-9.86	-	-
Beta	-	-	-
Volatility	46.99	-	-

Futures and Options

Related Futures	-
Related Options	-












5y

Information about previous performance does not guarantee future performance.
Source: FactSet

Price data

Ø price 5 days Ø volume 5 days (pcs.)	24.8639 EUR (0)
Ø price 30 days Ø volume 30 days (pcs.)	27.8357 EUR (0)
Ø price 100 days Ø volume 100 days (pcs.)	31.4847 EUR (0)
Ø price 250 days Ø volume 250 days (pcs.)	- EUR (-)
YTD High date	- EUR (-)
YTD Low date	- EUR (-)
52 Weeks High date	- EUR (-)
52 Weeks Low date	- EUR (-)

Recent Research

on sector		on market	
Date		Headline	Download
2024/07/26		Equity Weekly	
2024/07/24		Global Equity Ratings	
2024/07/24		Aktienempfehlungen Global	
2024/07/15		Aktienempfehlungen Global	
2024/07/12		Equity Weekly	