

NESTE CORP. FUTURE (NEFI) - EUX/C5

2024/07/19 19:04:07

Price
17.1369 EURDifference  -2.10% (-0.37)

General attributes

Symbol	NEFIC5
Exchange	Eurex
Currency	EUR
Security type	Future
Underlying	NESTE CORPORATION
Maturity	12-2025
Contract size	101

Market data

Bid (Bid size)	- EUR (-)
Ask (Ask size)	- EUR (-)
Open	17.1369 EUR
High	17.1369 EUR
Low	17.1369 EUR
Close (prev. day)	17.505 EUR
Underlying	NESTE CORPORATION
Underlying price (date)	19.01 (24/07/26)
Settlement price (date)	18.43 (24/07/26)
Open Interest	0

Performance and Risk

	6m	1y	3y
Perf (%)	-44.99%	-53.30%	-
Perf (abs.)	-14.02	-19.56	-
Beta	-	-	-
Volatility	71.11	51.44	-

Futures and Options

Related Futures	-
Related Options	-











5y

Information about previous performance does not guarantee future performance.
Source: FactSet

Price data

Ø price 5 days Ø volume 5 days (pcs.)	17.0105 EUR (0)
Ø price 30 days Ø volume 30 days (pcs.)	16.9161 EUR (0)
Ø price 100 days Ø volume 100 days (pcs.)	23.6031 EUR (0)
Ø price 250 days Ø volume 250 days (pcs.)	29.9389 EUR (0)
YTD High date	32.7200 EUR (2024/01/16)
YTD Low date	16.3052 EUR (2024/06/19)
52 Weeks High date	38.0078 EUR (2023/07/24)
52 Weeks Low date	16.3052 EUR (2024/06/19)

Recent Research

on sector		on market	
Date		Headline	Download
2024/07/26		Equity Weekly	
2024/07/24		Global Equity Ratings	
2024/07/24		Aktienempfehlungen Global	
2024/07/15		Aktienempfehlungen Global	
2024/07/12		Equity Weekly	