

# (NEFI) - EUX/C15

2024/07/26 18:35:36

Price  
**18.4255** EUR

Difference  5.37% (0.94)

### General attributes

Symbol	NEFIC15
Exchange	Eurex
Currency	EUR
Security type	Future
Underlying	NESTE CORPORATION
Maturity	12-2025
Contract size	101

### Market data

Bid (Bid size)	- EUR (-)
Ask (Ask size)	- EUR (-)
Open	18.4255 EUR
High	18.4255 EUR
Low	18.4255 EUR
Close (prev. day)	17.4869 EUR
Underlying	NESTE CORPORATION
Underlying price (date)	19.01 (24/07/26)
Settlement price (date)	18.43 (24/07/26)
Open Interest	0

### Performance and Risk

	6m	1y	3y
Perf (%)	-41.97%	-52.70%	-
Perf (abs.)	-13.33	-20.53	-
Beta	-	-	-
Volatility	90.50	61.87	-

### Futures and Options

Related Futures	-
Related Options	-












Information about previous performance does not guarantee future performance.  
Source: FactSet

### Price data

Ø price 5 days   Ø volume 5 days (pcs.)	17.1091 EUR (0)
Ø price 30 days   Ø volume 30 days (pcs.)	16.7413 EUR (0)
Ø price 100 days   Ø volume 100 days (pcs.)	21.7095 EUR (0)
Ø price 250 days   Ø volume 250 days (pcs.)	29.8760 EUR (0)
YTD High   date	32.3020 EUR (2024/01/15)
YTD Low   date	16.0129 EUR (2024/06/19)
52 Weeks High   date	37.2121 EUR (2023/09/15)
52 Weeks Low   date	16.0129 EUR (2024/06/19)

### Recent Research

on sector		on market	
Date		Headline	Download
2024/07/26		Equity Weekly	
2024/07/24		Global Equity Ratings	
2024/07/24		Aktienempfehlungen Global	
2024/07/15		Aktienempfehlungen Global	
2024/07/12		Equity Weekly	