

## NESTE CORP. FUTURE (NEFI) - EUX/C4

2024/07/26 18:35:36

Price  
**18.7597** EURDifference  5.08% (0.91)

## General attributes

Symbol	NEFIC4
Exchange	Eurex
Currency	EUR
Security type	Future
Underlying	NESTE CORPORATION
Maturity	12-2024
Contract size	101

## Market data

Bid (Bid size)	- EUR (-)
Ask (Ask size)	- EUR (-)
Open	18.7597 EUR
High	18.7597 EUR
Low	18.7597 EUR
Close (prev. day)	17.8521 EUR
Underlying	NESTE CORPORATION
Underlying price (date)	19.01 (24/07/26)
Settlement price (date)	18.76 (24/07/26)
Open Interest	0

## Performance and Risk

	6m	1y	3y
Perf (%)	-42.21%	-50.22%	-
Perf (abs.)	-13.70	-18.92	-
Beta	-	-	-
Volatility	57.47	42.79	-

## Futures and Options

Related Futures	-
Related Options	-











Information about previous performance does not guarantee future performance.  
Source: FactSet

## Price data

Ø price 5 days   Ø volume 5 days (pcs.)	17.4871 EUR (0)
Ø price 30 days   Ø volume 30 days (pcs.)	17.0495 EUR (0)
Ø price 100 days   Ø volume 100 days (pcs.)	22.3958 EUR (3)
Ø price 250 days   Ø volume 250 days (pcs.)	29.4104 EUR (186)
YTD High   date	32.8276 EUR (2024/01/29)
YTD Low   date	16.0999 EUR (2024/07/11)
52 Weeks High   date	36.1653 EUR (2023/09/15)
52 Weeks Low   date	16.0999 EUR (2024/07/11)

## Recent Research

on sector		on market	
Date		Headline	Download
2024/07/26		Equity Weekly	
2024/07/24		Global Equity Ratings	
2024/07/24		Aktienempfehlungen Global	
2024/07/15		Aktienempfehlungen Global	
2024/07/12		Equity Weekly	