

NESTE CORP. FUTURE (NEFI) - EUX/C14

2024/02/16 18:58:42

Price
26.7555 EURDifference  -15.64% (-4.96)

General attributes

Symbol	NEFIC14
Exchange	Eurex
Currency	EUR
Security type	Future
Underlying	NESTE CORPORATION
Maturity	12-2025
Contract size	101

Market data

Bid (Bid size)	- EUR (-)
Ask (Ask size)	- EUR (-)
Open	26.7555 EUR
High	26.7555 EUR
Low	26.7555 EUR
Close (prev. day)	31.7155 EUR
Underlying	NESTE CORPORATION
Underlying price (date)	19.01 (24/07/26)
Settlement price (date)	18.43 (24/07/26)
Open Interest	0

Performance and Risk

	6m	1y	3y
Perf (%)	-19.23%	-	-
Perf (abs.)	-6.37	-	-
Beta	-	-	-
Volatility	52.73	-	-

Futures and Options

Related Futures	-
Related Options	-












Information about previous performance does not guarantee future performance.
Source: FactSet

Price data

Ø price 5 days Ø volume 5 days (pcs.)	- EUR (-)
Ø price 30 days Ø volume 30 days (pcs.)	29.2355 EUR (0)
Ø price 100 days Ø volume 100 days (pcs.)	32.4077 EUR (0)
Ø price 250 days Ø volume 250 days (pcs.)	- EUR (-)
YTD High date	32.6540 EUR (2024/01/05)
YTD Low date	26.7555 EUR (2024/02/16)
52 Weeks High date	- EUR (-)
52 Weeks Low date	- EUR (-)

Recent Research

on sector		on market	
Date		Headline	Download
2024/07/26		Equity Weekly	
2024/07/24		Global Equity Ratings	
2024/07/24		Aktienempfehlungen Global	
2024/07/15		Aktienempfehlungen Global	
2024/07/12		Equity Weekly	