

# ING GROEP N.V. FUTURE (INNI) - EUX/C13

2024/07/26 18:35:27

Price  
**16.5041** EUR

Difference  0.47% (0.08)

### General attributes

Symbol	INNIC13
Exchange	Eurex
Currency	EUR
Security type	Future
Underlying	ING GROEP N.V.
Maturity	08-2025
Contract size	100

### Market data

Bid (Bid size)	- EUR (-)
Ask (Ask size)	- EUR (-)
Open	16.5041 EUR
High	16.5041 EUR
Low	16.5041 EUR
Close (prev. day)	16.4266 EUR
Underlying	ING GROEP N.V.
Underlying price (date)	17.018 (24/07/26)
Settlement price (date)	16.50 (24/07/26)
Open Interest	0

### Performance and Risk

	6m	1y	3y
Perf (%)	+30.67%	+29.96%	-
Perf (abs.)	+3.87	+3.80	-
Beta	-	-	-
Volatility	32.78	27.37	-

### Futures and Options

Related Futures	-
Related Options	-

5y












Information about previous performance does not guarantee future performance.  
Source: FactSet

### Price data

Ø price 5 days   Ø volume 5 days (pcs.)	16.5529 EUR (0)
Ø price 30 days   Ø volume 30 days (pcs.)	16.2097 EUR (0)
Ø price 100 days   Ø volume 100 days (pcs.)	14.9858 EUR (0)
Ø price 250 days   Ø volume 250 days (pcs.)	13.1528 EUR (0)
YTD High   date	16.7307 EUR (2024/07/22)
YTD Low   date	11.4241 EUR (2024/02/19)
52 Weeks High   date	16.7307 EUR (2024/07/22)
52 Weeks Low   date	11.4241 EUR (2024/02/19)

### Recent Research

on sector		on market	
Date		Headline	Download
2024/07/24		Global Equity Ratings	
2024/07/24		Aktienempfehlungen Global	
2024/07/19		Equity Weekly	
2024/07/15		Aktienempfehlungen Global	
2024/07/12		Global Equity Ratings	