

NESTE CORP. FUTURE (NEFI) - EUX/202412

2024/07/26 18:35:36

Price
18.7597 EURDifference  5.08% (0.91)

General attributes

Symbol	NEFIZ24
Exchange	Eurex
Currency	EUR
Security type	Future
Underlying	NESTE CORPORATION
Maturity	12-2024
Contract size	101

Market data

Bid (Bid size)	- EUR (-)
Ask (Ask size)	- EUR (-)
Open	18.7597 EUR
High	18.7597 EUR
Low	18.7597 EUR
Close (prev. day)	17.8521 EUR
Underlying	NESTE CORPORATION
Underlying price (date)	19.01 (24/07/26)
Settlement price (date)	18.76 (24/07/26)
Open Interest	0

Performance and Risk

	6m	1y	3y
Perf (%)	-42.33%	-51.26%	-
Perf (abs.)	-13.77	-19.73	-
Beta	-	-	-
Volatility	46.97	39.24	-

Futures and Options

Related Futures	-
Related Options	-










5y

Information about previous performance does not guarantee future performance.
Source: FactSet

Price data

Ø price 5 days Ø volume 5 days (pcs.)	17.4871 EUR (0)
Ø price 30 days Ø volume 30 days (pcs.)	16.9754 EUR (0)
Ø price 100 days Ø volume 100 days (pcs.)	21.0106 EUR (0)
Ø price 250 days Ø volume 250 days (pcs.)	27.8631 EUR (0)
YTD High date	32.8940 EUR (2024/01/29)
YTD Low date	16.2107 EUR (2024/07/11)
52 Weeks High date	36.8183 EUR (2023/09/15)
52 Weeks Low date	16.2107 EUR (2024/07/11)

Recent Research

on sector		on market	
Date		Headline	Download
2024/07/26		Equity Weekly	
2024/07/24		Global Equity Ratings	
2024/07/24		Aktienempfehlungen Global	
2024/07/15		Aktienempfehlungen Global	
2024/07/12		Equity Weekly	