

ALKANE RESOURCES LTD.

ISIN: **AU000000ALK9** WKN: **ALK**

Overview

2024/08/16 08:00:15

Price
0.228 EUR

Difference  1.79% (0.00)

General attributes

ISIN	AU000000ALK9
Symbol	ALK
Exchange	Munich
Currency	EUR
Sector	Energy / Commodities
Security type	Stock
Market cap (m)	153 EUR
Benchmark	ASX ALL ORDINARIES INDEX

Market data

Bid (Bid size)	-
Ask (Ask size)	-
Open	0.228 EUR
High	0.228 EUR
Low	0.228 EUR
Close (prev. day)	0.224 EUR
VWAP	0.356 EUR
Volume (pcs)	0
Trading volume	0.00
Number of trades	2
Last size	0

Futures and Options









Related Futures	-
Related Options	-

5y



Information about previous performance does not guarantee future performance.
Source: FactSet

Recent research

on sector			
Date		Headline	Download
2024/08/13		Aktienempfehlungen Österreich	
2024/08/12		Global Equity Ratings	
2024/08/12		Aktienempfehlungen Global	
2024/08/09		Equity Weekly	
2024/08/02		Equity Weekly	

Details

2024/08/16 08:00:15

Price

0.228 EUR

Difference ▲ 1.79% (0.00)

General attributes

ISIN	AU000000ALK9
Symbol	ALK
Exchange	Munich
Currency	EUR
Sector	Energy / Commodities
Security type	Stock
Market cap (m)	153 EUR
Benchmark	ASX ALL ORDINARIES INDEX

Market data

Bid (Bid size)	-
Ask (Ask size)	-
Open	0.228 EUR
High	0.228 EUR
Low	0.228 EUR
Close (prev. day)	0.224 EUR
VWAP	0.356 EUR
Volume (pcs)	0
Trading volume	0.00
Number of trades	2
Last size	0

Performance and Risk

	6m	1y	3y
Perf (%)	-24.00%	-37.70%	-61.06%
Perf (abs.)	-0.07	-0.14	-0.36
Beta	1.50	1.32	1.13
Volatility	71.60	63.71	59.76

5y



Information about previous performance does not guarantee future performance.
Source: FactSet

Price data

Ø price 5 days Ø volume 5 days (pcs.)	0.231 EUR (0)
Ø price 30 days Ø volume 30 days (pcs.)	0.265 EUR (0)
Ø price 100 days Ø volume 100 days (pcs.)	0.313 EUR (0)
Ø price 250 days Ø volume 250 days (pcs.)	0.331 EUR (3)
YTD High date	0.396 EUR (2024/04/12)
YTD Low date	0.200 EUR (2024/08/06)
52 Weeks High date	0.468 EUR (2023/12/04)
52 Weeks Low date	0.200 EUR (2024/08/06)

All listings for ALKANE RESOURCES LTD.

Exchange	Date	Time	Price	Trading volume (mio.)	Number of trades
Tradegate	2024/08/16	22:26	0.248 EUR	0.01	6
Stuttgart	2024/08/16	10:32	0.242 EUR	0.00	4
Munich	2024/08/16	08:00	0.228 EUR	0.00	2
Hamburg	2024/08/16	08:10	0.23 EUR	0.00	3
Frankfurt	2024/08/16	08:04	0.228 EUR	0.00	2

	08/16				
FINRA other OTC Issues	2024/08/16	17:55	0.27 USD	0.05	2
Duesseldorf	2024/08/16	19:30	0.24 EUR	0.00	6
Berlin	2022/05/26	08:03	0.6735 EUR	0.00	1
Australian Securities Exchange	2024/08/16	08:10	0.42 AUD	0.38	377

Company profile

Company Logo



Company Profile

-

Contact Details

ALKANE RESOURCES

--

Telefon: -

Fax: -

E-mail: -