

SAP SE FUTURE (SAPJ) - EUX/202406

2024/05/06 18:30:08

Price
170.4055 EUR

Difference  0.42% (0.71)

General attributes

Symbol	SAPJM24
Exchange	Eurex
Currency	EUR
Security type	Future
Underlying	SAP SE
Maturity	06-2024
Contract size	100

Market data

Bid (Bid size)	- EUR (-)
Ask (Ask size)	- EUR (-)
Open	170.4055 EUR
High	170.4055 EUR
Low	170.4055 EUR
Close (prev. day)	169.6999 EUR
Underlying	SAP SE
Underlying price (date)	171.48 (24/05/06)
Settlement price (date)	170.41 (24/05/06)
Open Interest	5,988

Performance and Risk

	6m	1y	3y
Perf (%)	+30.86%	-	-
Perf (abs.)	+40.19	-	-
Beta	-	-	-
Volatility	22.42	-	-

Futures and Options

Related Futures	-
Related Options	-

5y












Information about previous performance does not guarantee future performance.
Source: FactSet

Price data

Ø price 5 days Ø volume 5 days (pcs.)	169.3675 EUR (600)
Ø price 30 days Ø volume 30 days (pcs.)	173.3491 EUR (120)
Ø price 100 days Ø volume 100 days (pcs.)	162.7807 EUR (70)
Ø price 250 days Ø volume 250 days (pcs.)	- EUR (-)
YTD High date	182.3978 EUR (2024/03/26)
YTD Low date	137.0682 EUR (2024/01/04)
52 Weeks High date	- EUR (-)
52 Weeks Low date	- EUR (-)

Recent Research

on underlying	on sector	on market	
Date		Headline	Download
2024/04/26		Global Equity Ratings	
2024/04/26		Aktienempfehlungen Global	
2024/04/03		Global Equity Ratings	
2024/04/03		Aktienempfehlungen Global	
2024/03/13		Global Equity Ratings	