

ABB LTD. FUTURE (ABBG) - EUX/202406

2024/06/11 18:55:02

Price
50.1003 CHF

Difference  **-0.56% (-0.28)**

General attributes

Symbol	ABBG24
Exchange	Eurex
Currency	CHF
Security type	Future
Underlying	ABB LTD
Maturity	06-2024
Contract size	100

Market data

Bid (Bid size)	- CHF (-)
Ask (Ask size)	- CHF (-)
Open	50.1003 CHF
High	50.1003 CHF
Low	50.1003 CHF
Close (prev. day)	50.3825 CHF
Underlying	ABB LTD
Underlying price (date)	50.08 (24/06/11)
Settlement price (date)	50.10 (24/06/11)
Open Interest	78,000

Performance and Risk

	6m	1y	3y
Perf (%)	+37.15%	+45.50%	-
Perf (abs.)	+13.57	+15.67	-
Beta	-	-	-
Volatility	18.25	19.71	-

Futures and Options

Related Futures	-
Related Options	-

5y












Information about previous performance does not guarantee future performance.
Source: FactSet

Price data

Ø price 5 days Ø volume 5 days (pcs.)	50.3710 CHF (0)
Ø price 30 days Ø volume 30 days (pcs.)	48.2432 CHF (1,167)
Ø price 100 days Ø volume 100 days (pcs.)	42.7132 CHF (740)
Ø price 250 days Ø volume 250 days (pcs.)	37.1956 CHF (458)
YTD High date	50.6508 CHF (2024/06/06)
YTD Low date	34.7731 CHF (2024/01/19)
52 Weeks High date	50.6508 CHF (2024/06/06)
52 Weeks Low date	29.0379 CHF (2023/10/20)

Recent Research

on underlying		on sector		on market	
Date		Headline		Download	
2024/05/29		Global Equity Ratings			
2024/05/29		Aktienempfehlungen Global			
2024/04/26		Global Equity Ratings			
2024/04/26		Aktienempfehlungen Global			
2024/04/03		Global Equity Ratings		