

# DAIMLER AG FUTURE (DAIP) - EUX/202406

2024/05/13 18:36:44

Price  
**68.6449** EUR

Difference  0.21% (0.15)

### General attributes

|               |                        |
|---------------|------------------------|
| Symbol        | DAIPM24                |
| Exchange      | Eurex                  |
| Currency      | EUR                    |
| Security type | Future                 |
| Underlying    | MERCEDES-BENZ GROUP AG |
| Maturity      | 06-2024                |
| Contract size | 100                    |

### Market data

|                         |                        |
|-------------------------|------------------------|
| Bid (Bid size)          | - EUR (-)              |
| Ask (Ask size)          | - EUR (-)              |
| Open                    | 68.6449 EUR            |
| High                    | 68.6449 EUR            |
| Low                     | 68.6449 EUR            |
| Close (prev. day)       | 68.4985 EUR            |
| Underlying              | MERCEDES-BENZ GROUP AG |
| Underlying price (date) | 68.36 (24/05/13)       |
| Settlement price (date) | 68.64 (24/05/13)       |
| Open Interest           | 5,100                  |

### Performance and Risk

|             | 6m      | 1y | 3y |
|-------------|---------|----|----|
| Perf (%)    | +27.79% | -  | -  |
| Perf (abs.) | +14.93  | -  | -  |
| Beta        | -       | -  | -  |
| Volatility  | 20.93   | -  | -  |

### Futures and Options

|                 |   |
|-----------------|---|
| Related Futures | - |
| Related Options | - |













Information about previous performance does not guarantee future performance.  
Source: FactSet

### Price data

|   |                          |
|---|--------------------------|
| Ø price 5 days   Ø volume 5 days (pcs.)     | 68.6659 EUR (620)        |
| Ø price 30 days   Ø volume 30 days (pcs.)   | 69.9719 EUR (170)        |
| Ø price 100 days   Ø volume 100 days (pcs.) | 65.1665 EUR (51)         |
| Ø price 250 days   Ø volume 250 days (pcs.) | - EUR (-)                |
| YTD High   date                             | 72.7029 EUR (2024/04/08) |
| YTD Low   date                              | 55.6916 EUR (2024/01/19) |
| 52 Weeks High   date                        | - EUR (-)                |
| 52 Weeks Low   date                         | - EUR (-)                |

### Recent Research

| on underlying | on sector   | on market                 |   |
|---------------|---|---------------------------|---|
| Date          |   | Headline                  | Download  |
| 2024/04/26    |  | Global Equity Ratings     |  |
| 2024/04/26    |  | Aktienempfehlungen Global |  |
| 2024/04/03    |  | Global Equity Ratings     |  |
| 2024/04/03    |  | Aktienempfehlungen Global |  |
| 2024/03/13    |  | Global Equity Ratings     |  |