

## SIEMENS AG FUTURE (SIEH) - EUX/202406

2024/06/07 18:36:08

Price  
**174.7194** EURDifference  -0.71% (-1.24)

## General attributes

Symbol	SIEHM24
Exchange	Eurex
Currency	EUR
Security type	Future
Underlying	SIEMENS AG
Maturity	06-2024
Contract size	100

## Market data

Bid (Bid size)	- EUR (-)
Ask (Ask size)	- EUR (-)
Open	174.7194 EUR
High	174.7194 EUR
Low	174.7194 EUR
Close (prev. day)	175.9633 EUR
Underlying	SIEMENS AG
Underlying price (date)	174.44 (24/06/10)
Settlement price (date)	174.72 (24/06/07)
Open Interest	45,324

## Performance and Risk

	6m	1y	3y
Perf (%)	+8.44%	+8.44%	-
Perf (abs.)	+13.60	+13.60	-
Beta	-	-	-
Volatility	22.72	23.77	-

## Futures and Options

Related Futures	-
Related Options	-












Information about previous performance does not guarantee future performance.  
Source: FactSet

## Price data

Ø price 5 days   Ø volume 5 days (pcs.)	176.5795 EUR (70)
Ø price 30 days   Ø volume 30 days (pcs.)	178.8663 EUR (85)
Ø price 100 days   Ø volume 100 days (pcs.)	175.4327 EUR (631)
Ø price 250 days   Ø volume 250 days (pcs.)	157.7674 EUR (253)
YTD High   date	189.2524 EUR (2024/05/10)
YTD Low   date	157.7156 EUR (2024/01/17)
52 Weeks High   date	189.2524 EUR (2024/05/10)
52 Weeks Low   date	120.7461 EUR (2023/10/26)

## Recent Research

on underlying	on sector	on market	
Date		Headline	Download
2024/05/29		Global Equity Ratings	
2024/05/29		Aktienempfehlungen Global	
2024/04/26		Global Equity Ratings	
2024/04/26		Aktienempfehlungen Global	
2024/04/03		Global Equity Ratings	