

SIEMENS AG FUTURE (SIEH) - EUX/202406

2024/05/14 18:48:32

Price
185.9937 EUR

Difference  -1.47% (-2.77)

General attributes

Symbol	SIEHM24
Exchange	Eurex
Currency	EUR
Security type	Future
Underlying	SIEMENS AG
Maturity	06-2024
Contract size	100

Market data

Bid (Bid size)	- EUR (-)
Ask (Ask size)	- EUR (-)
Open	185.9937 EUR
High	185.9937 EUR
Low	185.9937 EUR
Close (prev. day)	188.7633 EUR
Underlying	SIEMENS AG
Underlying price (date)	187.46 (24/05/15)
Settlement price (date)	185.99 (24/05/14)
Open Interest	45,474

Performance and Risk

	6m	1y	3y
Perf (%)	+36.57%	-	-
Perf (abs.)	+49.81	-	-
Beta	-	-	-
Volatility	20.97	-	-

Futures and Options

Related Futures	-
Related Options	-












Information about previous performance does not guarantee future performance.
Source: FactSet

Price data

Ø price 5 days Ø volume 5 days (pcs.)	186.2761 EUR (220)
Ø price 30 days Ø volume 30 days (pcs.)	178.0445 EUR (131)
Ø price 100 days Ø volume 100 days (pcs.)	173.0308 EUR (617)
Ø price 250 days Ø volume 250 days (pcs.)	- EUR (-)
YTD High date	189.2524 EUR (2024/05/10)
YTD Low date	157.7156 EUR (2024/01/17)
52 Weeks High date	- EUR (-)
52 Weeks Low date	- EUR (-)

Recent Research

on underlying	on sector	on market	
Date		Headline	Download
2024/04/26		Global Equity Ratings	
2024/04/26		Aktienempfehlungen Global	
2024/04/03		Global Equity Ratings	
2024/04/03		Aktienempfehlungen Global	
2024/03/13		Global Equity Ratings	