

SIEMENS AG FUTURE (SIEH) - EUX/202406

2024/04/30 18:39:55

Price
176.8851 EUR

Difference  -0.99% (-1.77)

General attributes

Symbol	SIEHM24
Exchange	Eurex
Currency	EUR
Security type	Future
Underlying	SIEMENS AG
Maturity	06-2024
Contract size	100

Market data

Bid (Bid size)	- EUR (-)
Ask (Ask size)	- EUR (-)
Open	176.8851 EUR
High	176.8851 EUR
Low	176.8851 EUR
Close (prev. day)	178.6515 EUR
Underlying	SIEMENS AG
Underlying price (date)	175.90 (24/04/30)
Settlement price (date)	176.89 (24/04/30)
Open Interest	46,574

Performance and Risk

	6m	1y	3y
Perf (%)	+46.46%	-	-
Perf (abs.)	+56.68	-	-
Beta	-	-	-
Volatility	21.27	-	-

Futures and Options

Related Futures	-
Related Options	-












Information about previous performance does not guarantee future performance.
 Source: FactSet

Price data

Ø price 5 days Ø volume 5 days (pcs.)	176.8590 EUR (0)
Ø price 30 days Ø volume 30 days (pcs.)	176.8509 EUR (177)
Ø price 100 days Ø volume 100 days (pcs.)	171.0538 EUR (606)
Ø price 250 days Ø volume 250 days (pcs.)	- EUR (-)
YTD High date	186.9470 EUR (2024/03/15)
YTD Low date	157.7156 EUR (2024/01/17)
52 Weeks High date	- EUR (-)
52 Weeks Low date	- EUR (-)

Recent Research

on underlying	on sector	on market	
Date		Headline	Download
2024/04/26		Global Equity Ratings	
2024/04/26		Aktienempfehlungen Global	
2024/04/03		Global Equity Ratings	
2024/04/03		Aktienempfehlungen Global	
2024/03/13		Global Equity Ratings	