

TOTAL ENERG.SE STOCK TRACKING FUTURE (1TOT) - EUX/202406

2024/05/29 18:58:13

Price
65.8932 EUR

Difference  **-0.78% (-0.52)**

General attributes

Symbol	1TOTM24
Exchange	Eurex
Currency	EUR
Security type	Future
Underlying	TOTALENERGIES SE
Maturity	06-2024
Contract size	100

Market data

Bid (Bid size)	- EUR (-)
Ask (Ask size)	- EUR (-)
Open	65.8932 EUR
High	65.8932 EUR
Low	65.8932 EUR
Close (prev. day)	66.4112 EUR
Underlying	TOTALENERGIES SE
Underlying price (date)	65.63 (24/05/29)
Settlement price (date)	65.89 (24/05/29)
Open Interest	0

Performance and Risk

	6m	1y	3y
Perf (%)	+2.72%	+13.39%	-
Perf (abs.)	+1.76	+7.84	-
Beta	-	-	-
Volatility	17.63	19.34	-

Futures and Options

Related Futures	-
Related Options	-

5y












Information about previous performance does not guarantee future performance.
Source: FactSet

Price data

Ø price 5 days Ø volume 5 days (pcs.)	66.1739 EUR (0)
Ø price 30 days Ø volume 30 days (pcs.)	67.8065 EUR (0)
Ø price 100 days Ø volume 100 days (pcs.)	63.9282 EUR (0)
Ø price 250 days Ø volume 250 days (pcs.)	62.1191 EUR (0)
YTD High date	70.0013 EUR (2024/04/26)
YTD Low date	58.9108 EUR (2024/01/22)
52 Weeks High date	70.0013 EUR (2024/04/26)
52 Weeks Low date	52.9387 EUR (2023/07/06)

Recent Research

on underlying	on sector	on market	
Date		Headline	Download
2024/05/29		Global Equity Ratings	
2024/05/29		Aktienempfehlungen Global	
2024/04/26		Global Equity Ratings	
2024/04/26		Aktienempfehlungen Global	
2024/04/03		Global Equity Ratings	