

# BAYER AG FUTURE (BAYG) - EUX/202406

2024/05/16 18:30:29

Price  
**28.7602** EUR

Difference  -2.31% (-0.68)

### General attributes

|               |          |
|---------------|----------|
| Symbol        | BAYGM24  |
| Exchange      | Eurex    |
| Currency      | EUR      |
| Security type | Future   |
| Underlying    | BAYER AG |
| Maturity      | 06-2024  |
| Contract size | 100      |

### Market data

|                         |                   |
|-------------------------|-------------------|
| Bid (Bid size)          | - EUR (-)         |
| Ask (Ask size)          | - EUR (-)         |
| Open                    | 28.7602 EUR       |
| High                    | 28.7602 EUR       |
| Low                     | 28.7602 EUR       |
| Close (prev. day)       | 29.4412 EUR       |
| Underlying              | BAYER AG          |
| Underlying price (date) | 28.945 (24/05/17) |
| Settlement price (date) | 28.76 (24/05/16)  |
| Open Interest           | 31,110            |

### Performance and Risk

|             | 6m      | 1y | 3y |
|-------------|---------|----|----|
| Perf (%)    | -27.95% | -  | -  |
| Perf (abs.) | -11.16  | -  | -  |
| Beta        | -       | -  | -  |
| Volatility  | 40.87   | -  | -  |

### Futures and Options

|                 |   |
|-----------------|---|
| Related Futures | - |
| Related Options | - |

5y













Information about previous performance does not guarantee future performance.  
Source: FactSet

### Price data

|   |                          |
|---|--------------------------|
| Ø price 5 days   Ø volume 5 days (pcs.)     | 29.2257 EUR (1,400)      |
| Ø price 30 days   Ø volume 30 days (pcs.)   | 27.7826 EUR (770)        |
| Ø price 100 days   Ø volume 100 days (pcs.) | 29.0826 EUR (311)        |
| Ø price 250 days   Ø volume 250 days (pcs.) | 39.0456 EUR (124)        |
| YTD High   date                             | 35.0260 EUR (2024/01/09) |
| YTD Low   date                              | 26.0500 EUR (2024/03/19) |
| 52 Weeks High   date                        | - EUR (-)                |
| 52 Weeks Low   date                         | - EUR (-)                |

### Recent Research

| on underlying | on sector   | on market                 |   |
|---------------|---|---------------------------|---|
| Date          |   | Headline                  | Download  |
| 2024/01/23    |  | Global Equity Ratings     |  |
| 2024/01/23    |  | Aktienempfehlungen Global |  |
| 2023/12/21    |  | Global Equity Ratings     |  |
| 2023/12/21    |  | Aktienempfehlungen Global |  |
| 2023/12/07    |  | Global Equity Ratings     |  |