


# ÉTABLI.FR. COLRUYT STOCK TRACK FUTURE (1EFC) - EUX/202406

2024/05/03 18:33:14

**Price**  
**43.5686** EUR

**Difference**  **-0.52% (-0.23)**

**General attributes**

Symbol	1EFCM24
Exchange	Eurex
Currency	EUR
Security type	Future
Underlying	COLRUYT GROUP N.V.
Maturity	06-2024
Contract size	100

**Market data**

Bid (Bid size)	- EUR (-)
Ask (Ask size)	- EUR (-)
Open	43.5686 EUR
High	43.5686 EUR
Low	43.5686 EUR
Close (prev. day)	43.7945 EUR
Underlying	COLRUYT GROUP N.V.
Underlying price (date)	43.34 (24/05/03)
Settlement price (date)	43.57 (24/05/03)
Open Interest	0

**Performance and Risk**

	6m	1y	3y
Perf (%)	+8.12%	-	-
Perf (abs.)	+3.27	-	-
Beta	-	-	-
Volatility	22.63	-	-

**Futures and Options**

Related Futures	-
Related Options	-












Information about previous performance does not guarantee future performance.  
 Source: FactSet

**Price data**

Ø price 5 days   Ø volume 5 days (pcs.)	43.7388 EUR (0)
Ø price 30 days   Ø volume 30 days (pcs.)	42.3039 EUR (0)
Ø price 100 days   Ø volume 100 days (pcs.)	42.1667 EUR (0)
Ø price 250 days   Ø volume 250 days (pcs.)	- EUR (-)
YTD High   date	44.9289 EUR (2024/02/29)
YTD Low   date	39.3333 EUR (2024/02/13)
52 Weeks High   date	- EUR (-)
52 Weeks Low   date	- EUR (-)

**Recent Research**

on sector		on market	
Date		Headline	Download
2024/04/26		Global Equity Ratings	
2024/04/26		Aktienempfehlungen Global	
2024/04/03		Global Equity Ratings	
2024/04/03		Aktienempfehlungen Global	
2024/03/13		Global Equity Ratings	