

# AMADEUS IT GROUP S.A. FUTURE (AI3F) - EUX/202406

2024/05/29 18:44:48

Price  
**64.1767** EUR

Difference  0.56% (0.35)

### General attributes

Symbol	AI3FM24
Exchange	Eurex
Currency	EUR
Security type	Future
Underlying	AMADEUS IT GROUP SA
Maturity	06-2024
Contract size	100

### Market data

Bid (Bid size)	- EUR (-)
Ask (Ask size)	- EUR (-)
Open	64.1767 EUR
High	64.1767 EUR
Low	64.1767 EUR
Close (prev. day)	63.8223 EUR
Underlying	AMADEUS IT GROUP SA
Underlying price (date)	64.02 (24/05/29)
Settlement price (date)	64.18 (24/05/29)
Open Interest	0

### Performance and Risk

	6m	1y	3y
Perf (%)	-1.11%	-8.19%	-
Perf (abs.)	-0.72	-5.69	-
Beta	-	-	-
Volatility	21.71	21.01	-

### Futures and Options

Related Futures	-
Related Options	-












Information about previous performance does not guarantee future performance.  
Source: FactSet

### Price data

Ø price 5 days   Ø volume 5 days (pcs.)	64.5792 EUR (0)
Ø price 30 days   Ø volume 30 days (pcs.)	61.7607 EUR (0)
Ø price 100 days   Ø volume 100 days (pcs.)	61.6059 EUR (0)
Ø price 250 days   Ø volume 250 days (pcs.)	63.3154 EUR (0)
YTD High   date	67.1516 EUR (2024/01/26)
YTD Low   date	55.0526 EUR (2024/02/29)
52 Weeks High   date	72.0508 EUR (2023/06/16)
52 Weeks Low   date	53.9283 EUR (2023/10/26)

### Recent Research

on underlying	on sector	on market	
Date		Headline	Download
2023/10/27		Global Equity Ratings	
2023/10/27		Aktienempfehlungen Global	
2023/09/29		Global Equity Ratings	
2023/09/29		Aktienempfehlungen Global	
2023/09/08		Global Equity Ratings	