

E.ON SE FUTURE (EOAI) - EUX/202406

2024/05/06 18:29:38

Price
12.2528 EUR

Difference  -0.12% (-0.01)

General attributes

Symbol	EOAIM24
Exchange	Eurex
Currency	EUR
Security type	Future
Underlying	E.ON SE
Maturity	06-2024
Contract size	100

Market data

Bid (Bid size)	- EUR (-)
Ask (Ask size)	- EUR (-)
Open	12.2528 EUR
High	12.2528 EUR
Low	12.2528 EUR
Close (prev. day)	12.2672 EUR
Underlying	E.ON SE
Underlying price (date)	12.61 (24/05/06)
Settlement price (date)	12.25 (24/05/06)
Open Interest	0

Performance and Risk

	6m	1y	3y
Perf (%)	+9.17%	-	-
Perf (abs.)	+1.03	-	-
Beta	-	-	-
Volatility	18.07	-	-

Futures and Options

Related Futures	-
Related Options	-












Information about previous performance does not guarantee future performance.
Source: FactSet

Price data

Ø price 5 days Ø volume 5 days (pcs.)	12.1492 EUR (0)
Ø price 30 days Ø volume 30 days (pcs.)	12.1543 EUR (0)
Ø price 100 days Ø volume 100 days (pcs.)	12.0397 EUR (0)
Ø price 250 days Ø volume 250 days (pcs.)	- EUR (-)
YTD High date	12.5874 EUR (2024/03/28)
YTD Low date	11.4314 EUR (2024/02/27)
52 Weeks High date	- EUR (-)
52 Weeks Low date	- EUR (-)

Recent Research

on underlying	on sector	on market	
Date		Headline	Download
2022/12/19		Global Equity Ratings	
2022/12/19		Aktienempfehlungen Global	
2022/11/28		Global Equity Ratings	
2022/11/28		Aktienempfehlungen Global	
2022/11/18		Global Equity Ratings	