

# ERSTE GROUP BANK AG FUTURE (EBOG) - EUX/202406

2024/06/14 18:38:46

Price  
**42.0525** EUR

Difference  -3.33% (-1.45)

### General attributes

Symbol	EBOGM24
Exchange	Eurex
Currency	EUR
Security type	Future
Underlying	ERSTE GROUP BANK AG
Maturity	06-2024
Contract size	100

### Market data

Bid (Bid size)	- EUR (-)
Ask (Ask size)	- EUR (-)
Open	42.0525 EUR
High	42.0525 EUR
Low	42.0525 EUR
Close (prev. day)	43.4998 EUR
Underlying	ERSTE GROUP BANK AG
Underlying price (date)	42.02 (24/06/14)
Settlement price (date)	42.05 (24/06/14)
Open Interest	6,220

### Performance and Risk

	6m	1y	3y
Perf (%)	+22.73%	+31.35%	-
Perf (abs.)	+7.79	+10.04	-
Beta	-	-	-
Volatility	20.53	19.54	-

### Futures and Options

Related Futures	-
Related Options	-

5y












Information about previous performance does not guarantee future performance.  
Source: FactSet

### Price data

Ø price 5 days   Ø volume 5 days (pcs.)	43.8250 EUR (0)
Ø price 30 days   Ø volume 30 days (pcs.)	44.3092 EUR (141)
Ø price 100 days   Ø volume 100 days (pcs.)	40.2411 EUR (62)
Ø price 250 days   Ø volume 250 days (pcs.)	36.0176 EUR (25)
YTD High   date	45.3029 EUR (2024/05/20)
YTD Low   date	34.9018 EUR (2024/01/03)
52 Weeks High   date	45.3029 EUR (2024/05/20)
52 Weeks Low   date	30.2360 EUR (2023/06/23)

### Recent Research

on underlying	on sector	on market		
Date			Headline	Download
2024/05/03			Equity Weekly	
2024/03/01			Equity Weekly	
2023/11/03			Equity Weekly	
2023/08/04			Equity Weekly	
2023/04/28			Equity Weekly	